



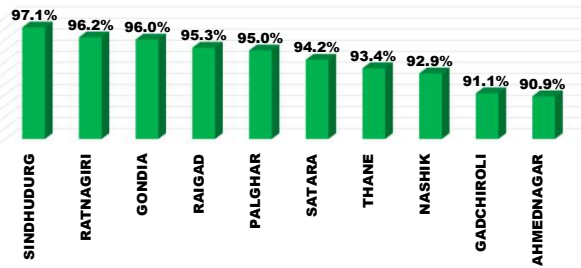
# ग्रामीण गृहनिर्माण

## दैनिक प्रगती अहवाल : ०३.११.२०२३

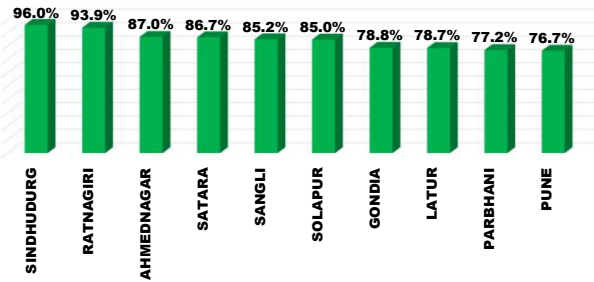
प्रधानमंत्री आवास योजना ग्रामीण – मंजूरी, पूर्ण घरकुले, हप्ते वितरण, भूमिहीन, आर्थिकदृष्ट्या अपूर्ण  
राज्य पुरस्कृत ग्रामीण आवास योजना – मंजूरी, पूर्ण घरकुले, हप्ते वितरण, आर्थिकदृष्ट्या अपूर्ण

योजना	एकूण मंजूरी	दैनिक मंजूरी	एकूण पूर्ण	दैनिक पूर्ण घरकुले	दैनिक पहिला हप्ता वितरीत	दैनिक दुसरा हप्ता वितरीत	दैनिक तिसरा हप्ता वितरीत
प्रधानमंत्री आवास योजना ग्रामीण	१३८३६८२	०	११९१३५६	१४९	०	०	०
राज्य योजना	६३९४८१	५९९	४५३०८०	१९४	०	०	०
एकूण	२०२३१६३	५९९	१६४४४३६	३४३	०	०	०

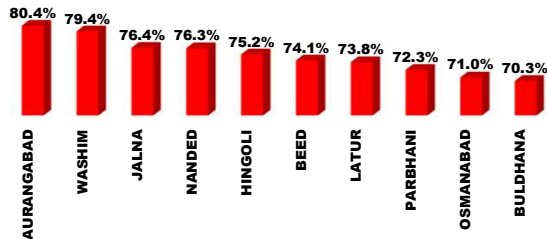
PMAY-G Completion TOP 10 Dist.



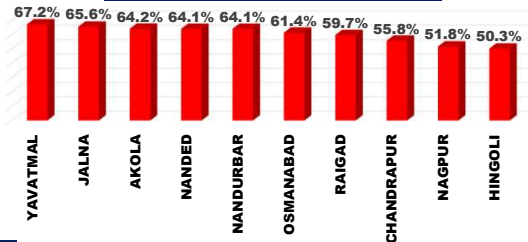
State Schemes Completion TOP 10 Dist.



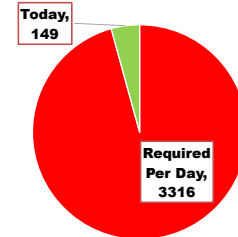
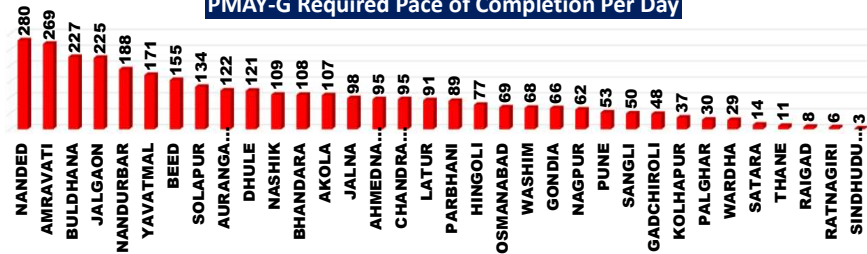
PMAY-G Completion Bottom 10 Dist.



State Schemes Completion Bottom 10 Dist.



PMAY-G Required Pace of Completion Per Day



राज्य व्यवस्थापन कक्ष- ग्रामीण गृहनिर्माण

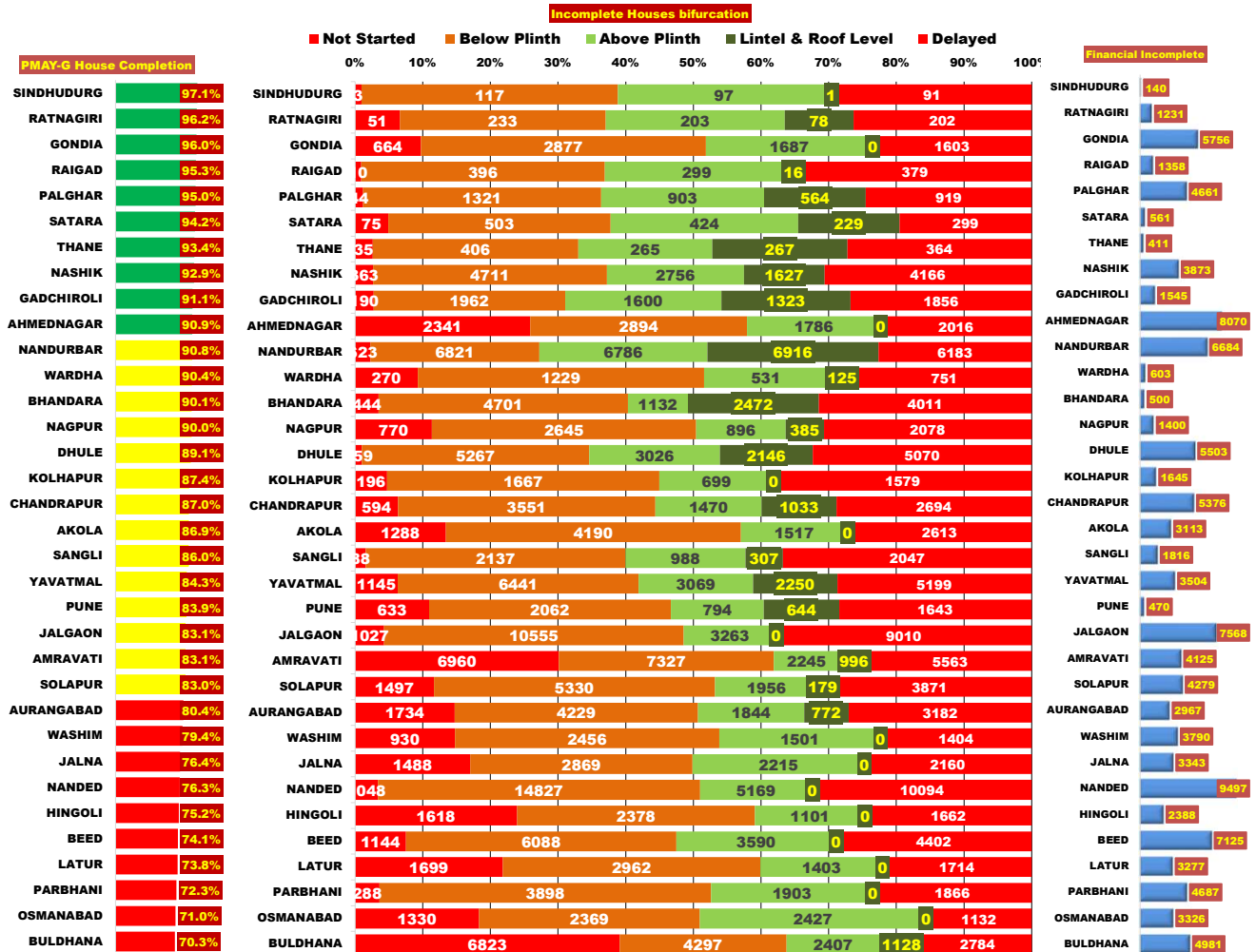
४ था मजला, दक्षिण कक्ष, सिडको भवन, सीबीडी बेलगापुर, नवी मुंबई - ४०० ६१४.

प्रधानमंत्री आवास योजना - ग्रामीण : भूमिहीन लाभार्थी अहवाल

Sr. No.	District	Google Sheet Report			AwaasSoft Report			
		Total Landless	Provided land	Remaining	Landless beneficiaries tagged in AwaasSoft	Landless beneficiaries provided land	Remaining Landless	Remaining Tag (provided land)
1	DHULE	18	18	0	21	21	0	-3
2	GADCHIROLI	9	9	0	9	9	0	0
3	GONDIA	2450	2450	0	2452	2324	128	126
4	KOLHAPUR	257	257	0	244	228	16	29
5	NANDURBAR	0	0	0	0	0	0	0
6	PALGHAR	11	11	0	11	11	0	0
7	RAIGAD	6	6	0	6	6	0	0
8	RATNAGIRI	23	23	0	23	23	0	0
9	SINDHUDURG	420	420	0	416	416	0	4
10	SATARA	788	762	26	793	638	155	124
11	THANE	110	81	29	116	60	56	21
12	NANDED	354	322	32	361	263	98	59
13	BEED	212	125	87	354	66	288	59
14	SANGLI	310	216	94	283	139	144	77
15	NASHIK	1680	1513	167	1708	1458	250	55
16	WARDHA	2081	1914	167	2207	1911	296	3
17	PARBHANI	307	63	244	280	77	203	-14
18	PUNE	2056	1681	375	2048	866	1182	815
19	BHANDARA	4814	4417	397	4814	4500	314	-83
20	CHANDRAPUR	2382	1913	469	2372	1750	622	163
21	NAGPUR	4411	3845	566	4371	3572	799	273
22	WASHIM	2577	1791	786	2611	1481	1130	310
23	AKOLA	6314	5418	896	6297	5405	892	13
24	HINGOLI	1713	796	917	1709	466	1243	330
25	YAVATMAL	2953	2014	939	3021	1972	1049	42
26	JALNA	1359	406	953	1373	85	1288	321
27	LATUR	2178	1194	984	2145	808	1337	386
28	OSMANABAD	2085	1075	1010	2060	102	1958	973
29	JALGAON	22487	21460	1027	22212	20610	1602	850
30	AURANGABAD	3266	1700	1566	3155	1805	1350	-105
31	SOLAPUR	5798	4139	1659	5391	3943	1448	196
32	AHMEDNAGAR	7528	5256	2272	7659	5130	2529	126
33	BULDHANA	15230	9711	5519	15578	9619	5959	92
34	AMRAVATI	20602	13802	6800	20122	13640	6482	162
	<b>Total</b>	<b>116789</b>	<b>88808</b>	<b>27981</b>	<b>116222</b>	<b>83404</b>	<b>32818</b>	<b>5609</b>

## प्रधानमंत्री आवास योजना ग्रामीण - पूर्ण घरकूले

Sr. No.	Division	Sanction	02.11.2023	03.11.2023	Daily Achivement	Remaining	Completed & verified	Remaining verified
1	NASHIK DIV.	410146	367298	367337	39	42809	347883	19454
2	PUNE DIV.	116667	99940	99975	35	16692	96362	3613
3	AMRAVATI DIV.	266533	217659	217694	35	48839	210029	7665
4	AURANGABAD DIV.	234018	177115	177135	20	56883	169070	8065
5	NAGPUR DIV.	286935	263192	263207	15	23728	255206	8001
6	KONKAN DIV.	69383	66003	66008	5	3375	64074	1934
<b>Total</b>		<b>1383682</b>	<b>1191207</b>	<b>1191356</b>	<b>149</b>	<b>192326</b>	<b>1142624</b>	<b>48732</b>



प्रधानमंत्री आवास योजना ग्रामीण - पूर्ण घरकूले

Sr. No.	District	Sanction	02.11.2023	03.11.2023	Daily Achivement	Remaining	Completed & verified	Remaining verified
1	NANDURBAR	118692	107740	107769	29	10923	97546	10223
2	SANGLI	20675	17766	17785	19	2890	17155	630
3	BULDHANA	44450	31241	31257	16	13193	29795	1462
4	PARBHANI	18719	13529	13543	14	5176	13078	465
5	AMRAVATI	92308	76709	76720	11	15588	74780	1940
6	YAVATMAL	63389	53460	53468	8	9921	50484	2984
7	BHANDARA	63548	57252	57258	6	6290	54799	2459
8	PALGHAR	35184	33421	33426	5	1758	32352	1074
9	PUNE	19139	16062	16067	5	3072	15006	1061
10	SOLAPUR	45507	37754	37759	5	7748	36545	1214
11	CHANDRAPUR	42204	36702	36706	4	5498	35556	1150
12	KOLHAPUR	16987	14840	14844	4	2143	14528	316
13	AHMEDNAGAR	60259	54754	54757	3	5502	53980	777
14	DHULE	64625	57582	57585	3	7040	54027	3558
15	JALGAON	77291	64258	64260	2	13031	62508	1752
16	LATUR	20197	14895	14897	2	5300	14479	418
17	NAGPUR	36146	32543	32545	2	3601	31450	1095
18	NANDED	68525	52300	52302	2	16223	50595	1707
19	NASHIK	89279	82964	82966	2	6313	79822	3144
20	SATARA	14359	13518	13520	2	839	13128	392
21	WARDHA	17663	15968	15970	2	1693	15508	462
22	GADCHIROLI	31605	28801	28802	1	2803	26530	2272
23	HINGOLI	18025	13552	13553	1	4472	13105	448
24	OSMANABAD	13738	9747	9748	1	3990	8557	1191
25	AKOLA	47368	41147	41147	0	6221	40400	747
26	AURANGABAD	36139	29070	29070	0	7069	27560	1510
27	BEED	34654	25673	25673	0	8981	24237	1436
28	GONDIA	95769	91926	91926	0	3843	91363	563
29	JALNA	24021	18349	18349	0	5672	17459	890
30	RAIGAD	9791	9326	9326	0	465	9070	256
31	RATNAGIRI	9769	9397	9397	0	372	9204	193
32	SINDHUDURG	5069	4921	4921	0	148	4851	70
33	THANE	9570	8938	8938	0	632	8597	341
34	WASHIM	19018	15102	15102	0	3916	14570	532
<b>Total</b>		<b>1383682</b>	<b>1191207</b>	<b>1191356</b>	<b>149</b>	<b>192326</b>	<b>1142624</b>	<b>48732</b>

राज्यपुरस्कृत आवास योजना ग्रामीण - मंजूरी

Sr. No.	Division	Target	02.11.2023	03.11.2023	Daily Achivement	Sanction %	Remaining	Sanction State Rank
1	NAGPUR DIV.	164085	117275	117771	496	71.8%	46314	3
2	KONKAN DIV.	44680	35894	35938	44	80.4%	8742	1
3	AURANGABAD DIV.	273260	183668	183694	28	67.2%	89566	6
4	NASHIK DIV.	207158	124591	124607	16	60.2%	82551	5
5	AMRAVATI DIV.	157836	110124	110139	15	69.8%	47697	4
6	PUNE DIV.	79408	67332	67332	0	84.8%	12076	2
<b>Total</b>		<b>926427</b>	<b>638884</b>	<b>639481</b>	<b>599</b>	<b>69.0%</b>	<b>286946</b>	

Sr. No.	District	Target	02.11.2023	03.11.2023	Daily Achivement	Sanction %	Remaining	Sanction State Rank
1	GONDIA	18712	13882	14356	474	76.7%	4356	13
2	RAIGAD	10569	9113	9146	33	86.5%	1423	5
3	HINGOLI	38798	23747	23769	22	61.3%	15029	30
4	BHANDARA	22211	17617	17630	13	79.4%	4581	14
5	RATNAGIRI	7197	6697	6706	9	93.2%	491	3
6	YAVATMAL	41980	30859	30868	9	73.5%	11112	23
7	DHULE	31453	20308	20316	8	64.6%	11137	24
8	NASHIK	49930	25859	25867	8	51.8%	24063	33
9	CHANDRAPUR	54555	36711	36718	7	67.3%	17837	31
10	BULDHANA	28967	20983	20989	6	72.5%	7978	19
11	NANDED	34410	22399	22403	4	65.1%	12007	27
12	NAGPUR	33291	19045	19047	2	57.2%	14244	29
13	OSMANABAD	24177	18779	18781	2	77.7%	5396	17
14	THANE	8574	6226	6228	2	72.6%	2346	8
15	AHMEDNAGAR	39938	34895	34895	0	87.4%	5043	15
16	AKOLA	34781	23214	23214	0	66.7%	11567	26
17	AMRAVATI	36242	22845	22845	0	63.0%	13397	28
18	AURANGABAD	36954	25703	25703	0	69.6%	11251	25
19	BEED	33057	26182	26182	0	79.2%	6875	18
20	GADCHIROLI	20609	16327	16327	0	79.2%	4282	11
21	JALGAON	34417	25796	25796	0	75.0%	8621	20
22	JALNA	41057	21046	21046	0	51.3%	20011	32
23	KOLHAPUR	16830	14882	14882	0	88.4%	1948	7
24	LATUR	35747	26877	26877	0	75.2%	8870	21
25	NANDURBAR	51420	17733	17733	0	34.5%	33687	34
26	PALGHAR	16073	11748	11748	0	73.1%	4325	12
27	PUNE	17336	13835	13835	0	79.8%	3501	9
28	SANGLI	10132	8604	8604	0	84.9%	1528	6
29	SATARA	11532	11532	11532	0	100.0%	0	1
30	SINDHUDURG	2267	2110	2110	0	93.1%	157	2
31	SOLAPUR	23578	18479	18479	0	78.4%	5099	16
32	WARDHA	14707	13693	13693	0	93.1%	1014	4
33	WASHIM	15866	12223	12223	0	77.0%	3643	10
34	PARBHANI	29060	18935	18933	-2	65.2%	10127	22
<b>Total</b>		<b>926427</b>	<b>638884</b>	<b>639481</b>	<b>599</b>	<b>69.0%</b>	<b>286946</b>	

राज्यपुरस्कृत आवास योजना ग्रामीण - प्रलंबीत मंजूरी

Sr. No.	Division	रमाई आवास योजना	शबरी आवास योजना	आदीम आवास योजना	पारधी आवास योजना	य.च.मु.व योजना	पुण्यश्लोक अहिल्यादेवी होळकर धरकूल योजना	एकूण
1	KONKAN DIV.	1454	7238	25	3	22	0	8742
2	PUNE DIV.	8923	2914	4	55	20	160	12076
3	NAGPUR DIV.	25356	19537	82	2	1321	16	46314
4	AMRAVATI DIV.	28124	18598	137	9	784	45	47697
5	NASHIK DIV.	21447	60996	61	18	0	29	82551
6	AURANGABAD DIV.	60057	25995	238	26	2364	886	89566
	<b>Total</b>	<b>145361</b>	<b>135278</b>	<b>547</b>	<b>113</b>	<b>4511</b>	<b>1136</b>	<b>286946</b>

Sr. No.	District	रमाई आवास योजना	शबरी आवास योजना	आदीम आवास योजना	पारधी आवास योजना	य.च.मु.व योजना	पुण्यश्लोक अहिल्यादेवी होळकर धरकूल योजना	एकूण
1	SATARA	0	0	0	0	0	0	0
2	SINDHUDURG	127	14	16	0	0	0	157
3	RATNAGIRI	384	84	0	1	22	0	491
4	WARDHA	352	660	2	0	0	0	1014
5	RAIGAD	523	898	0	2	0	0	1423
6	SANGLI	1486	30	0	12	0	0	1528
7	KOLHAPUR	1753	35	0	0	0	160	1948
8	THANE	321	2019	6	0	0	0	2346
9	PUNE	854	2609	4	14	20	0	3501
10	WASHIM	2389	1216	0	0	0	38	3643
11	GADCHIROLI	1075	3181	26	0	0	0	4282
12	PALGHAR	99	4223	3	0	0	0	4325
13	GONDIA	2771	1570	0	0	0	15	4356
14	BHANDARA	3074	1444	0	0	62	1	4581
15	AHMEDNAGAR	2655	2388	0	0	0	0	5043
16	SOLAPUR	4830	240	0	29	0	0	5099
17	OSMANABAD	3667	194	0	0	1535	0	5396
18	BEED	5571	1298	0	6	0	0	6875
19	BULDHANA	5765	2206	0	0	0	7	7978
20	JALGAON	3566	5024	0	2	0	29	8621
21	LATUR	7086	933	0	4	14	833	8870
22	PARBHANI	7666	2217	0	0	196	48	10127
23	YAVATMAL	5756	4596	137	1	622	0	11112
24	DHULE	3859	7278	0	0	0	0	11137
25	AURANGABAD	7156	4089	0	6	0	0	11251
26	AKOLA	8986	2580	0	1	0	0	11567
27	NANDED	5150	6611	238	8	0	0	12007
28	AMRAVATI	5228	8000	0	7	162	0	13397
29	NAGPUR	12086	2154	0	0	4	0	14244
30	HINGOLI	6798	8231	0	0	0	0	15029
31	CHANDRAPUR	5998	10528	54	2	1255	0	17837
32	JALNA	16963	2422	0	2	619	5	20011
33	NASHIK	10412	13584	61	6	0	0	24063
34	NANDURBAR	955	32722	0	10	0	0	33687
	<b>Total</b>	<b>145361</b>	<b>135278</b>	<b>547</b>	<b>113</b>	<b>4511</b>	<b>1136</b>	<b>286946</b>

राज्यपुरस्कृत आवास योजना ग्रामीण - पूर्ण घरकूले

Sr. No.	Division	Sanction	02.11.2023	03.11.2023	Daily Achivement	Completion %	Remaining	To be Completed in Per Day till 30.11.23
1	AURANGABAD DIV.	183694	123629	123674	45	67.3%	60020	2223
2	NASHIK DIV.	124607	95319	95363	44	76.5%	29244	1083
3	KONKAN DIV.	35938	26796	26829	33	74.7%	9109	337
4	AMRAVATI DIV.	110139	75841	75873	32	68.9%	34266	1269
5	PUNE DIV.	67332	54725	54745	20	81.3%	12587	466
6	NAGPUR DIV.	117771	76576	76596	20	65.0%	41175	1525
	<b>Total</b>	<b>639481</b>	<b>452886</b>	<b>453080</b>	<b>194</b>	<b>70.9%</b>	<b>186401</b>	<b>6904</b>

Sr. No.	District	Sanction	02.11.2023	03.11.2023	Daily Achivement	Completion %	Remaining	To be Completed in Per Day till 30.11.23
1	HINGOLI	23769	11928	11954	26	50.3%	11815	438
2	PALGHAR	11748	8698	8720	22	74.2%	3028	112
3	JALGAON	25796	19378	19392	14	75.2%	6404	237
4	AHMEDNAGAR	34895	30338	30350	12	87.0%	4545	168
5	BULDHANA	20989	15537	15549	12	74.1%	5440	201
6	CHANDRAPUR	36718	20486	20497	11	55.8%	16221	601
7	LATUR	26877	21140	21151	11	78.7%	5726	212
8	NASHIK	25867	19777	19787	10	76.5%	6080	225
9	AMRAVATI	22845	16211	16220	9	71.0%	6625	245
10	YAVATMAL	30868	20745	20754	9	67.2%	10114	375
11	PUNE	13835	10598	10605	7	76.7%	3230	120
12	RAIGAD	9146	5457	5463	6	59.7%	3683	136
13	DHULE	20316	14465	14470	5	71.2%	5846	217
14	KOLHAPUR	14882	11085	11090	5	74.5%	3792	140
15	PARBHANI	18933	14610	14614	4	77.2%	4319	160
16	SATARA	11532	9998	10002	4	86.7%	1530	57
17	BHANDARA	17630	13087	13090	3	74.2%	4540	168
18	NANDURBAR	17733	11361	11364	3	64.1%	6369	236
19	RATNAGIRI	6706	6293	6296	3	93.9%	410	15
20	AKOLA	23214	14891	14893	2	64.2%	8321	308
21	GADCHIROLI	16327	12104	12106	2	74.1%	4221	156
22	NAGPUR	19047	9856	9858	2	51.8%	9189	340
23	OSMANABAD	18781	11533	11535	2	61.4%	7246	268
24	SANGLI	8604	7330	7332	2	85.2%	1272	47
25	SOLAPUR	18479	15714	15716	2	85.0%	2763	102
26	THANE	6228	4322	4324	2	69.4%	1904	71
27	WARDHA	13693	9725	9727	2	71.0%	3966	147
28	AURANGABAD	25703	18113	18114	1	70.5%	7589	281
29	JALNA	21046	13802	13803	1	65.6%	7243	268
30	BEED	26182	18146	18146	0	69.3%	8036	298
31	GONDIA	14356	11318	11318	0	78.8%	3038	113
32	NANDED	22403	14357	14357	0	64.1%	8046	298
33	SINDHUDURG	2110	2026	2026	0	96.0%	84	3
34	WASHIM	12223	8457	8457	0	69.2%	3766	139
	<b>Total</b>	<b>639481</b>	<b>452886</b>	<b>453080</b>	<b>194</b>	<b>70.9%</b>	<b>186401</b>	<b>6904</b>

राज्य योजना अपूर्ण घरकुले

Sr. No.	Division	रमाई आवास योजना	शबरी आवास योजना	आदीम आवास योजना	पारधी आवास योजना	व.च.मु.व योजना	पुण्यश्लोक अहिल्यादेवी होळकर घरकुल योजना	एकूण
1	KONKAN DIV.	972	7720	402	0	3	12	9109
2	PUNE DIV.	10498	1569	56	55	52	357	12587
3	NASHIK DIV.	10877	17949	25	108	122	163	29244
4	AMRAVATI DIV.	18633	11649	2088	185	1634	77	34266
5	NAGPUR DIV.	12486	22615	782	21	5250	21	41175
6	AURANGABAD DIV.	47878	9696	42	61	2044	299	60020
	<b>Total</b>	<b>101344</b>	<b>71198</b>	<b>3395</b>	<b>430</b>	<b>9105</b>	<b>929</b>	<b>186401</b>

Sr. No.	District	रमाई आवास योजना	शबरी आवास योजना	आदीम आवास योजना	पारधी आवास योजना	व.च.मु.व योजना	पुण्यश्लोक अहिल्यादेवी होळकर घरकुल योजना	एकूण
1	SINDHUDURG	83	1	0	0	0	0	84
2	RATNAGIRI	383	20	4	0	3	0	410
3	SANGLI	1262	7	0	3	0	0	1272
4	SATARA	1480	26	0	0	24	0	1530
5	THANE	232	1505	167	0	0	0	1904
6	SOLAPUR	2675	69	0	8	11	0	2763
7	PALGHAR	63	2862	103	0	0	0	3028
8	GONDIA	1708	1330	0	0	0	0	3038
9	PUNE	1675	1455	56	44	0	0	3230
10	RAIGAD	211	3332	128	0	0	12	3683
11	WASHIM	2853	910	0	2	0	1	3766
12	KOLHAPUR	3406	12	0	0	17	357	3792
13	WARDHA	1626	2097	242	1	0	0	3966
14	GADCHIROLI	1281	2668	272	0	0	0	4221
15	PARBHANI	2886	994	0	0	237	202	4319
16	BHANDARA	2230	1090	0	0	1199	21	4540
17	AHMEDNAGAR	2482	2028	0	15	20	0	4545
18	BULDHANA	4342	1005	0	17	0	76	5440
19	LATUR	5557	116	0	0	53	0	5726
20	DHULE	2077	3654	0	13	102	0	5846
21	NASHIK	2351	3678	25	26	0	0	6080
22	NANDURBAR	910	5459	0	0	0	0	6369
23	JALGAON	3057	3130	0	54	0	163	6404
24	AMRAVATI	3072	3413	0	28	112	0	6625
25	JALNA	5483	65	0	6	1592	97	7243
26	OSMANABAD	6898	145	0	41	162	0	7246
27	AURANGABAD	6300	1283	0	6	0	0	7589
28	BEED	7604	424	0	8	0	0	8036
29	NANDED	7593	411	42	0	0	0	8046
30	AKOLA	6248	2047	0	26	0	0	8321
31	NAGPUR	778	8400	0	6	5	0	9189
32	YAVATMAL	2118	4274	2088	112	1522	0	10114
33	HINGOLI	5557	6258	0	0	0	0	11815
34	CHANDRAPUR	4863	7030	268	14	4046	0	16221
	<b>Total</b>	<b>101344</b>	<b>71198</b>	<b>3395</b>	<b>430</b>	<b>9105</b>	<b>929</b>	<b>186401</b>



प्रधानमंत्री आवास योजना ग्रामीण - हप्ते वितरण

Sr. No.	Division	1st Installment (Daily Achivement)	1st Installment Remaining	2nd Installment (Daily Achivement)	2nd Installment Remaining	3rd Installment (Daily Achivement)	3rd Installment Remaining
1	NASHIK DIV.	0	4513	0	30248	0	17617
2	AMRAVATI DIV.	0	17146	0	24711	0	10739
3	AURANGABAD DIV.	0	10349	0	39620	0	19652
4	NAGPUR DIV.	0	2932	0	16965	0	7316
5	KONKAN DIV.	0	143	0	2473	0	1767
6	PUNE DIV.	0	2489	0	11699	0	4861
	<b>Total</b>	<b>0</b>	<b>37572</b>	<b>0</b>	<b>125716</b>	<b>0</b>	<b>61952</b>

Sr. No.	District	1st Installment (Daily Achivement)	1st Installment Remaining	2nd Installment (Daily Achivement)	2nd Installment Remaining	3rd Installment (Daily Achivement)	3rd Installment Remaining
1	AHMEDNAGAR	0	2341	0	2894	0	1786
2	AKOLA	0	1288	0	4190	0	1517
3	AMRAVATI	0	6960	0	7327	0	2245
4	AURANGABAD	0	1734	0	4229	0	1844
5	BEED	0	1144	0	6088	0	3590
6	BHANDARA	0	444	0	4701	0	1132
7	BULDHANA	0	6823	0	4297	0	2407
8	CHANDRAPUR	0	594	0	3551	0	1470
9	DHULE	0	159	0	5267	0	3026
10	GADCHIROLI	0	190	0	1962	0	1600
11	GONDIA	0	664	0	2877	0	1687
12	HINGOLI	0	1618	0	2378	0	1101
13	JALGAON	0	1027	0	10555	0	3263
14	JALNA	0	1488	0	2869	0	2215
15	KOLHAPUR	0	196	0	1667	0	699
16	LATUR	0	1699	0	2962	0	1403
17	NAGPUR	0	770	0	2645	0	896
18	NANDED	0	1048	0	14827	0	5169
19	NANDURBAR	0	623	0	6821	0	6786
20	NASHIK	0	363	0	4711	0	2756
21	OSMANABAD	0	1330	0	2369	0	2427
22	PALGHAR	0	44	0	1321	0	903
23	PARBHANI	0	288	0	3898	0	1903
24	PUNE	0	633	0	2062	0	794
25	RAIGAD	0	10	0	396	0	299
26	RATNAGIRI	0	51	0	233	0	203
27	SANGLI	0	88	0	2137	0	988
28	SATARA	0	75	0	503	0	424
29	SINDHUDURG	0	3	0	117	0	97
30	SOLAPUR	0	1497	0	5330	0	1956
31	THANE	0	35	0	406	0	265
32	WARDHA	0	270	0	1229	0	531
33	WASHIM	0	930	0	2456	0	1501
34	YAVATMAL	0	1145	0	6441	0	3069
	<b>Total</b>	<b>0</b>	<b>37572</b>	<b>0</b>	<b>125716</b>	<b>0</b>	<b>61952</b>

राज्यपुरस्कृत आवास योजना ग्रामीण - हप्ते वितरण

Sr. No.	Division	1st Installment (Daily Achivement)	1st Installment Remaining	2nd Installment (Daily Achivement)	2nd Installment Remaining	3rd Installment (Daily Achivement)	3rd Installment Remaining
1	NASHIK DIV.	0	5622	0	12154	0	5854
2	AMRAVATI DIV.	0	7132	0	17199	0	5041
3	AURANGABAD DIV.	0	11882	0	30543	0	12147
4	NAGPUR DIV.	0	9789	0	22441	0	4115
5	KONKAN DIV.	0	1626	0	4536	0	1289
6	PUNE DIV.	0	3984	0	4845	0	1855
	<b>Total</b>	<b>0</b>	<b>40035</b>	<b>0</b>	<b>91718</b>	<b>0</b>	<b>30301</b>

Sr. No.	District	1st Installment (Daily Achivement)	1st Installment Remaining	2nd Installment (Daily Achivement)	2nd Installment Remaining	3rd Installment (Daily Achivement)	3rd Installment Remaining
1	AHMEDNAGAR	0	261	0	2666	0	1224
2	AKOLA	0	3273	0	3676	0	1013
3	AMRAVATI	0	805	0	3887	0	1011
4	AURANGABAD	0	1585	0	3019	0	1462
5	BEED	0	1039	0	3454	0	2437
6	BHANDARA	0	1185	0	2073	0	355
7	BULDHANA	0	533	0	2053	0	937
8	CHANDRAPUR	0	2206	0	10646	0	1597
9	DHULE	0	180	0	2595	0	1483
10	GADCHIROLI	0	493	0	1803	0	976
11	GONDIA	0	869	0	1250	0	516
12	HINGOLI	0	2699	0	6603	0	1685
13	JALGAON	0	609	0	3270	0	1417
14	JALNA	0	1216	0	3188	0	1596
15	KOLHAPUR	0	2393	0	983	0	230
16	LATUR	0	858	0	2588	0	1418
17	NAGPUR	0	3471	0	4818	0	420
18	NANDED	0	1840	0	5137	0	1440
19	NANDURBAR	0	3268	0	994	0	801
20	NASHIK	0	1304	0	2629	0	929
21	OSMANABAD	0	1955	0	3878	0	1193
22	PALGHAR	0	51	0	1571	0	574
23	PARBHANI	0	690	0	2676	0	916
24	PUNE	0	772	0	1250	0	459
25	RAIGAD	0	836	0	1954	0	486
26	RATNAGIRI	0	57	0	112	0	72
27	SANGLI	0	221	0	568	0	248
28	SATARA	0	86	0	799	0	365
29	SINDHUDURG	0	2	0	52	0	13
30	SOLAPUR	0	512	0	1245	0	553
31	THANE	0	680	0	847	0	144
32	WARDHA	0	1565	0	1851	0	251
33	WASHIM	0	1388	0	1615	0	616
34	YAVATMAL	0	1133	0	5968	0	1464
	<b>Total</b>	<b>0</b>	<b>40035</b>	<b>0</b>	<b>91718</b>	<b>0</b>	<b>30301</b>

राज्य योजना: पहिला हप्ता प्रलंबीत

Sr. No.	Division	रमाई आवास योजना	शबरी आवास योजना	आदीम आवास योजना	पारधी आवास योजना	य.च.मु.व योजना	पुण्यश्लोक अहिल्यादेवी होळकर घरकुल योजना	एकूण
1	KONKAN DIV.	117	1482	27	0	0	0	1626
2	PUNE DIV.	3267	626	7	15	13	56	3984
3	NASHIK DIV.	502	5078	0	5	9	28	5622
4	AMRAVATI DIV.	4495	1802	138	18	678	1	7132
5	NAGPUR DIV.	2887	5652	173	2	1074	1	9789
6	AURANGABAD DIV.	8639	2321	13	21	682	206	11882
	<b>Total</b>	<b>19907</b>	<b>16961</b>	<b>358</b>	<b>61</b>	<b>2456</b>	<b>292</b>	<b>40035</b>

Sr. No.	District	रमाई आवास योजना	शबरी आवास योजना	आदीम आवास योजना	पारधी आवास योजना	य.च.मु.व योजना	पुण्यश्लोक अहिल्यादेवी होळकर घरकुल योजना	एकूण
1	SINDHUDURG	2	0	0	0	0	0	2
2	PALGHAR	2	46	3	0	0	0	51
3	RATNAGIRI	56	1	0	0	0	0	57
4	SATARA	79	2	0	0	5	0	86
5	DHULE	45	129	0	0	6	0	180
6	SANGLI	217	4	0	0	0	0	221
7	AHMEDNAGAR	130	126	0	2	3	0	261
8	GADCHIROLI	142	333	18	0	0	0	493
9	SOLAPUR	497	8	0	1	6	0	512
10	BULDHANA	254	278	0	0	0	1	533
11	JALGAON	249	329	0	3	0	28	609
12	THANE	24	640	16	0	0	0	680
13	PARBHANI	184	181	0	0	123	202	690
14	PUNE	140	611	7	14	0	0	772
15	AMRAVATI	287	496	0	3	19	0	805
16	RAIGAD	33	795	8	0	0	0	836
17	LATUR	789	16	0	0	53	0	858
18	GONDIA	657	212	0	0	0	0	869
19	BEED	910	123	0	6	0	0	1039
20	YAVATMAL	4	318	138	14	659	0	1133
21	BHANDARA	1001	85	0	0	98	1	1185
22	JALNA	749	9	0	1	453	4	1216
23	NASHIK	73	1231	0	0	0	0	1304
24	WASHIM	1215	173	0	0	0	0	1388
25	WARDHA	524	902	139	0	0	0	1565
26	AURANGABAD	1184	398	0	3	0	0	1585
27	NANDED	1735	92	13	0	0	0	1840
28	OSMANABAD	1876	15	0	11	53	0	1955
29	CHANDRAPUR	488	725	16	1	976	0	2206
30	KOLHAPUR	2334	1	0	0	2	56	2393
31	HINGOLI	1212	1487	0	0	0	0	2699
32	NANDURBAR	5	3263	0	0	0	0	3268
33	AKOLA	2735	537	0	1	0	0	3273
34	NAGPUR	75	3395	0	1	0	0	3471
	<b>Total</b>	<b>19907</b>	<b>16961</b>	<b>358</b>	<b>61</b>	<b>2456</b>	<b>292</b>	<b>40035</b>

## प्रधानमंत्री आवास योजना ग्रामीण - Delayed Houses

■ पहिला हप्ता मिळाल्यानंतर १२ महिने उलटूनही अपूर्ण घरकुले
 ■ पहिला हप्ता मिळाल्यानंतर १८ महिने उलटूनही अपूर्ण घरकुले
 ■ पहिला हप्ता मिळाल्यानंतर २० दिवसानंतरही दुसरा हप्ता न मिळालेले घरकुले
 ■ दुसरा हप्ता मिळाल्यानंतर २० दिवसानंतरही तिसरा हप्ता न मिळालेले घरकुले
 ■ तिसरा हप्ता मिळाल्यानंतर २० दिवसानंतरही अपूर्ण घरांची संख्या

जिल्हा	पहिला हप्ता मिळाल्यानंतर १२ महिने उलटूनही अपूर्ण घरकुले	पहिला हप्ता मिळाल्यानंतर १८ महिने उलटूनही अपूर्ण घरकुले	पहिला हप्ता मिळाल्यानंतर २० दिवसानंतरही दुसरा हप्ता न मिळालेले घरकुले	दुसरा हप्ता मिळाल्यानंतर २० दिवसानंतरही तिसरा हप्ता न मिळालेले घरकुले	तिसरा हप्ता मिळाल्यानंतर २० दिवसानंतरही अपूर्ण घरांची संख्या
AHMEDNAGAR	2016	1388	2863	1571	18
AKOLA	2613	2150	3677	1150	31
AMRAVATI	5563	3994	7079	1802	231
AURANGABAD	3182	1424	4020	1358	146
BEED	4402	1296	5852	2370	116
BHANDARA	4011	2624	4183	792	225
BULDHANA	2784	1318	4140	1911	327
CHANDRAPUR	2694	1620	3466	1317	507
DHULE	5070	2862	5247	2378	223
GADCHIROLI	1856	1367	1944	1487	147
GONDIA	1603	1138	2824	1468	156
HINGOLI	1662	624	2323	846	45
JALGAON	9010	5680	10401	2521	157
JALNA	2160	774	2744	1705	137
KOLHAPUR	1579	1044	1608	572	27
LATUR	1714	531	2929	1106	68
NAGPUR	2078	1814	2540	812	64
NANDED	10094	6680	14378	3850	33
NANDURBAR	6183	3252	6781	6073	678
NASHIK	4166	3177	4625	2423	242
OSMANABAD	1132	584	1920	2203	7
PALGHAR	919	290	1337	845	111
PARBHANI	1866	574	3806	1457	31
PUNE	1643	1166	1988	683	74
RAIGAD	379	308	392	278	13
RATNAGIRI	202	44	228	191	25
SANGLI	2047	1554	2083	682	70
SATARA	299	175	475	321	44
SINDHUDURG	91	36	116	95	7
SOLAPUR	3871	2956	4791	1324	49
THANE	364	105	415	232	57
WARDHA	751	587	1108	499	56
WASHIM	1404	660	2250	1176	19
YAVATMAL	5199	2919	6176	2643	489